

CBGS SCHEME



USN

--	--	--	--	--	--	--	--	--	--

18ME71

Seventh Semester B.E. Degree Examination, June/July 2023

Control Engineering

Time: 3 hrs.

Max. Marks: 100

Note: Answer any FIVE full questions, choosing ONE full question from each module.

Module-1

- Define control system with block diagram. Explain open loop and closed loop control system. (08 Marks)
 - Explain the following controllers :
 - Proportional controllers
 - Proportional plus integral controller. (06 Marks)
 - Obtain the differential equation and determine the transfer function of mechanical networks shown in Fig.Q1(c).

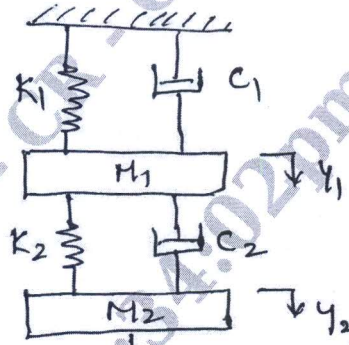


Fig.Q1(c)

(06 Marks)

OR

- What are the requirements of a Good Control System? Distinguish between open loop and closed loop control system. (06 Marks)
 - Explain the following controllers with block diagram :
 - Integral controller
 - Derivative controller
 - Proportional plus integral plus differential controllers. (09 Marks)
 - Derive an expression for transfer function of hydraulic system. (05 Marks)

Module-2

- What are standard test signals? Derive an expression for transient response of first order system subjected to step input I/P. (05 Marks)
 - Derive an expression for steady state error and explain error constants. (05 Marks)
 - A unity feedback system is characterized by an open loop transfer function :

$$G(s) = \frac{K}{s(s+10)}$$

Determine the gain K so that, the system will have a damping ratio of 0.5. For this value of K determine the settling time, peak overshoot and time of peak overshoot for unit step input I/P. (10 Marks)

OR

- 4 a. Explain with the help of neat sketch transient response specifications of second order under damped system. (06 Marks)
- b. An underdamped second order system is subjected to a step input of 4 units. If the first peak overshoot of 25% occurs at a time equal to 0.8 seconds. Then determine rise time, settling time, damping co-efficient (factor) and natural frequency. (08 Marks)
- c. A unity feedback system has $G(s) = \frac{40(s+2)}{s(s+1)(s+4)}$. Determine : i) Type of system
ii) All error co-efficient iii) Steady state error for ramp input with magnitude 4. (06 Marks)

Module-3

- 5 a. What is block diagram? Obtain the transfer function $C(s)/R(s)$ for the following Fig.Q5(a) using block diagram reduction rules.




Fig.Q5(a)

(10 Marks)

- b. Define the terms : Node, Branch, Transmittance, Loop gain, Forward path, Source, Non-touching loops and also explain Masson's Gain Formulae. (10 Marks)

OR

- 6 a. Construct the signal flow graph for the following set of system equations and find the transfer function :
 $Y_2 = G_1 Y_1 + G_3 Y_3$; $Y_3 = G_4 Y_1 + G_2 Y_2 + G_5 Y_3$ and $Y_4 = G_6 Y_2 + G_7 Y_3$. (10 Marks)
- b. Draw the signal flow graph for the system shown in Fig.Q6(b) and determine. The transfer function using Masson's gain formulae.

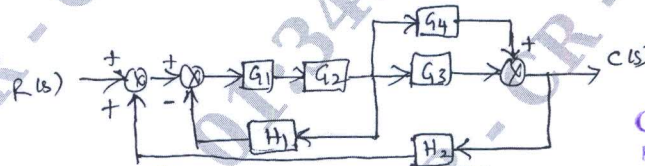


Fig.Q6(b)

CMRIT LIBRARY
BANGALORE - 560 037

(10 Marks)

Module-4

- 7 a. State and explain the Routh's stability criterion. The characteristic equation of a system is given by $s^4 + 6s^3 + 23s^2 + 40s + 50 = 0$. Determine the stability using R-H criterion. (06 Marks)
- b. The characteristics equation of a system is given by $s^4 + 6s^3 + 11s^2 + K = 0$. Determine the range of K for the system to be stable. Use R - H criterion, (06 Marks)
- c. Sketch the root locus plot of a unity feedback system with an open loop transfer function :
 $G(s) = \frac{K}{s(s+2)(s+4)}$. What is the greatest value of K which can be used before continuous oscillations occurs. Also determine the frequency of continuous oscillations. (08 Marks)

OR

- 8 a. Investigate the stability of the system using Routh Henvitz criterion having the following characteristics in $s^5 + 4s^4 + 12s^3 + 20s^2 + 30s + 100 = 0$. (08 Marks)
- b. Sketch the root locus plot for the transfer function : $G(s)H(s) = \frac{K}{s(s^2 + 2s + 2)}$. For what value of K will the system be unstable? Find the frequency at which the locus crosses the imaginary axis. (12 Marks)

Module-5

- 9 a. Explain Nyquist Stability Criterion. (04 Marks)
- b. Sketch the polar plot for $GH(s) = \frac{12}{s(s+2)(s+4)}$ and ascertain the nature of stability. (06 Marks)

- c. Sketch the bode plot and determine the gain crossover and phase crossover frequency, $GH(s) = \frac{10}{s(1+0.55s)(1+0.1s)}$. (10 Marks)

CMRIT LIBRARY
BANGALORE - 560 037

- OR
- 10 a. For a system with an open loop transformation, $GH(s) = \frac{1}{s(1+2s)(1+s)}$ Comment on stability of the system by Nyquist plot. (08 Marks)

- b. Draw the bode plot for a system having $G(s)H(s) = \frac{100}{s(s+1)(s+2)}$. Find, Gain Margin, Phase margin, Gain crossover frequency and phase crossover frequency. (12 Marks)

* * * * *