


CBCS SCHEME



Sixth Semester B.E. Degree Examination, June/July 2023 Control Systems

18EE61

Max. Marks: 100

Note: Answer any FIVE full questions, choosing ONE full question from each module.

Module-1

- 1 a. What is Control System? Compare open loop with closed loop control system. (05 Marks)
- b. Explain Rotational motion of mechanical system. (05 Marks)
- c. For the Mechanical System shown in Fig.Q1(c). Obtain f-v analogous electrical system.

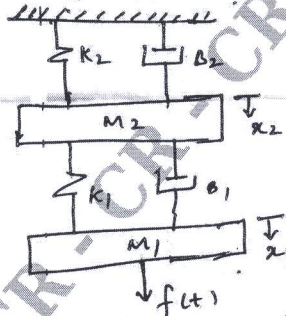


Fig.Q1(c)

(10 Marks)

OR

- 2 a. Define open loop, closed loop and feedback control system. Mention one example on each type. (05 Marks)
- b. Explain A.C. servomotor. (07 Marks)
- c. Determine transfer function of mechanical system shown in Fig.Q2(c). Take θ_2 as output.

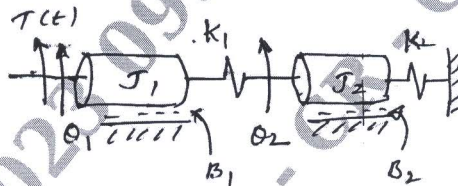


Fig.Q2(c)

(08 Marks)

Module-2

- 3 a. What is block diagram? List the properties of block diagram. (05 Marks)
- b. Derive an expression for open loop transfer function (OLTF) and closed loop transfer function (CLTF). (05 Marks)
- c. For the block diagram shown in Fig.Q3(c). Determine the transfer function $C(s)/R(s)$ using block diagram algebra.

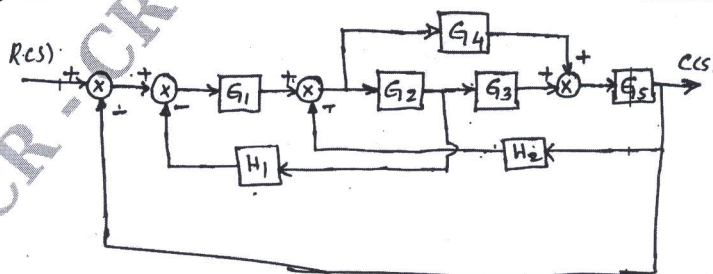


Fig.Q3(c)

(10 Marks)

Important Note : 1. On completing your answers, compulsorily draw diagonal cross lines on the remaining blank pages.
2. Any revealing of identification, appeal to evaluator and /or equations written eg. 42+8 = 50, will be treated as malpractice.

OR

- 4 a. Define :
- Source and sink node
 - Loop and loop gain
 - Forward path.
- b. Explain Mason's gain formula. (05 Marks)
- c. For the signal flow graph shown in Fig.Q4(c), obtain overall transfer function using Mason's gain formula. (05 Marks)

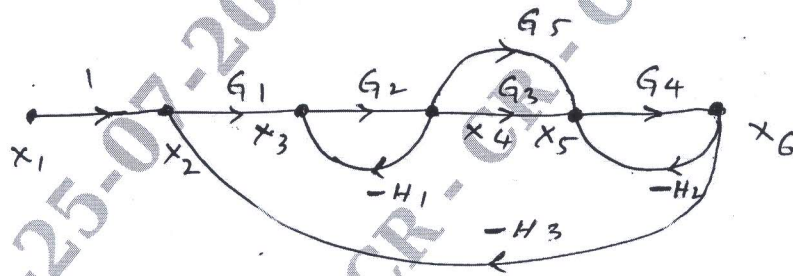


Fig.Q4(c)

(10 Marks)

Module-3

- 5 a. Derive an expression of second order system response for step input (under damped system). (06 Marks)
- b. An UFBCS has $G(s) = \frac{20(s+1)}{s^2(s^2+6s+8)}$. Find :
- Static error coefficient
 - Steady state error for step, ramp and parabolic input. (06 Marks)
- c. A second order system is given by $\frac{C(s)}{R(s)} = \frac{25}{s^2+6s+25}$. Find transient specification for unit step and assume 2% tolerance. (08 Marks)

CMRIT LIBRARY
BANGALORE - 560 037

OR

- 6 a. Explain difficulties and remedy of R - H criterion. (06 Marks)
- b. Check the stability of the given characteristic equation using R - H criteria :
 $s^4 + 2s^3 + 4s^2 + 6s + 8 = 0$. (06 Marks)
- c. A UFBCS has $G(s) = \frac{k(s+13)}{s(s+3)(s+7)}$. Using R - H criteria, calculate the range of 'K' for which the system is stable. (08 Marks)

Module-4

- 7 a. Explain :
- Angle of asymptotes
 - Break away points. (04 Marks)
- b. Sketch the root locus of UFBCS having $G(s) = \frac{k(s+1)}{s(s+2)(s^2+2s+2)}$. Mark the salient points. (16 Marks)

OR

- 8 a. Define :
 i) Gain margin (GM)
 ii) Phase Margin (PM). (04 Marks)
- b. Construct the bode plot of a UFBCS with $G(s) = \frac{10(s+10)}{s(s+2)(s+5)}$. Find gain Margin and phase margin. Comment of stability. (16 Marks)

Module-5

- 9 a. Explain the Nyquist stability criteria. (08 Marks)
- b. Sketch the Nyquist plot for the system with $G(s)H(s) = \frac{4s+1}{s^2(s+1)(2s+1)}$. (12 Marks)

OR

CMRIT LIBRARY
 BANGALORE - 560 037

- 10 a. What is lead compensation? Explain the procedure to design lead-lag compensation in frequency domain. (08 Marks)
- b. Explain :
 i) PI controller
 ii) PD controller. (12 Marks)
