

**Scheme Of Evaluation**  
**Internal Assessment Test I – April 2023**

Sub:	DIGITAL COMMUNICATION	Code:	18EC61
Date:	24 / 04 / 2023	Duration:	90 mins
		Max Marks:	50
		Sem:	VI
		Branch:	ECE

**Note: Answer All Questions**

Question #		Description	Marks Distribution	Max Marks	
1	a	Define Hilbert transform. Plot the magnitude response and phase response of the ideal Hilbert transformer. What is the impulse response of the ideal Hilbert transformer?	5	10	
		<ul style="list-style-type: none"> <li>• Definition of Hilbert transform</li> <li>• Magnitude Response</li> <li>• Phase Response</li> <li>• Impulse Response</li> </ul>	2 1 1 1		
		b	Determine the Hilbert transform of $x(t)=\text{sinc}(t)$		5
		<ul style="list-style-type: none"> <li>• Fourier Transform of <math>x(t)</math></li> <li>• Hilbert transform of <math>x(t)</math></li> </ul>	2 3		
2	a	State and prove the properties of Hilbert transform.	6	10	
		<ul style="list-style-type: none"> <li>• 3 properties – statement and proof</li> </ul>	6		
	b	Find the pre-envelope and complex envelope of $x(t) = m(t) \sin(2\pi f_c t)$ where $m(t)$ is a lowpass signal bandlimited to $W$ Hz and $f_c \gg W$ .	4		
		<ul style="list-style-type: none"> <li>• Find <math>\widehat{x(t)}</math></li> <li>• Find pre-envelope</li> <li>• Find complex envelope</li> </ul>	2 1 1		
3		Discuss pre-envelope and complex envelope of bandpass signals with relevant equations. Plot the spectra of a bandpass signal, its pre-envelope and complex envelope.	10	10	
		<ul style="list-style-type: none"> <li>• pre-envelope and complex envelope – definition in time domain</li> <li>• pre-envelope and complex envelope – frequency domain representation</li> <li>• Plotting the spectra</li> </ul>	4 4 2		
4		Derive an expression for the canonical representation of bandpass signals. Obtain a scheme for extracting in-phase and quadrature components of bandpass signals. Draw the corresponding block diagram.	10	10	

		<ul style="list-style-type: none"> <li>• Expression in terms of in-phase and quadrature components</li> <li>• Block diagram to get <math>x_i(t)</math> and <math>x_q(t)</math></li> <li>• Block diagram to construct <math>x(t)</math></li> </ul>	5 3 2		
5	a	Sketch the waveforms for the binary sequence " <b>11001100</b> " using the following line coding schemes. i) NRZ Polar ii) RZ Bipolar iii) Manchester ii) NRZ Unipolar		4	10
		<ul style="list-style-type: none"> <li>• Each waveform carries 1 mark</li> </ul>	4		
	b	Sketch the waveforms for the binary sequence "01000000010" using the following line coding schemes. i) HDB3 ii) B3ZS iii) B6ZS		6	
		<ul style="list-style-type: none"> <li>• Each waveform carries 2 marks</li> </ul>	6		
6		Derive an expression for the power spectral density of NRZ unipolar signals.		10	10
		<ul style="list-style-type: none"> <li>• Fourier transform of basic pulse</li> </ul>	3		
		<ul style="list-style-type: none"> <li>• Autocorrelation function</li> <li>• Simplification</li> </ul>	3 4		

**Solutions**  
**Internal Assessment Test I – April 2023**

Sub:	DIGITAL COMMUNICATION	Code:	18EC61
Date:	24 / 04 / 2023	Duration:	90 mins
		Max Marks:	50
		Sem:	VI
		Branch:	ECE,TCE

**Note: Answer All Questions**

Question #	Description	Marks
1	<p>a Define Hilbert transform. Plot the magnitude response and phase response of the ideal Hilbert transformer. What is the impulse response of the ideal Hilbert transformer?</p> <ul style="list-style-type: none"> <li>• +ve frequency components are phase shifted by -90 degree and -ve frequency components are phase shifted by 90 degree</li> <li>• <math> H(f)  = \begin{cases} 1 &amp; \text{for } f \neq 0 \\ 0 &amp; \text{for } f = 0 \end{cases}</math></li> <li>• <math>\angle H(f) = \begin{cases} -90 \text{ degree} &amp; \text{for } f &gt; 0 \\ 0 &amp; \text{at } f = 0 \\ 90 \text{ degree} &amp; \text{for } f &lt; 0 \end{cases}</math></li> </ul> $h(t) = \frac{1}{\pi t}$	5
	<p>b Determine the Hilbert transform of <math>x(t)=\text{sinc}(t)</math></p> <ul style="list-style-type: none"> <li>• <math>X(f) = \text{rect}(f)</math></li> <li>• <math>\hat{X}(f) = X(f)H(f)</math></li> <li>• <math>\hat{x}(t) = IFT \text{ of } \hat{X}(f)</math></li> </ul> $\begin{aligned} & \frac{1}{2} \\ &= \int X(f)H(f)df \\ & \frac{-1}{2} \\ &= \frac{1 - \cos(\pi t)}{\pi t} \end{aligned}$	5
2	<p>a State and prove the properties of Hilbert transform.</p> <ul style="list-style-type: none"> <li>• A signal and its HT have the same magnitude spectrum</li> </ul> <p>Proof :</p> $ \hat{X}(f)  =  X(f)  H(f)  =  X(f) $ <ul style="list-style-type: none"> <li>• HT of HT of <math>x(t)</math> is <math>-x(t)</math></li> </ul> <p>Proof :</p> <p>Total phase shift after taking HT once is equal to <math>\mp 90</math> degree</p> <p>Total phase shift after taking HT twice is equal to <math>\mp 180</math> degree</p>	6

Therefore, we get  $-x(t)$  as HT of HT of  $x(t)$

- A signal and its HT are orthogonal to each other.

Proof :

$$\int_{-\infty}^{\infty} X(f)\hat{X}(f)df = \int_{-\infty}^{\infty} X(f)X^*(f)j \operatorname{sgn}(f)df = \int_{-\infty}^{\infty} |X(f)|^2 \operatorname{sgn}(f)df = 0$$

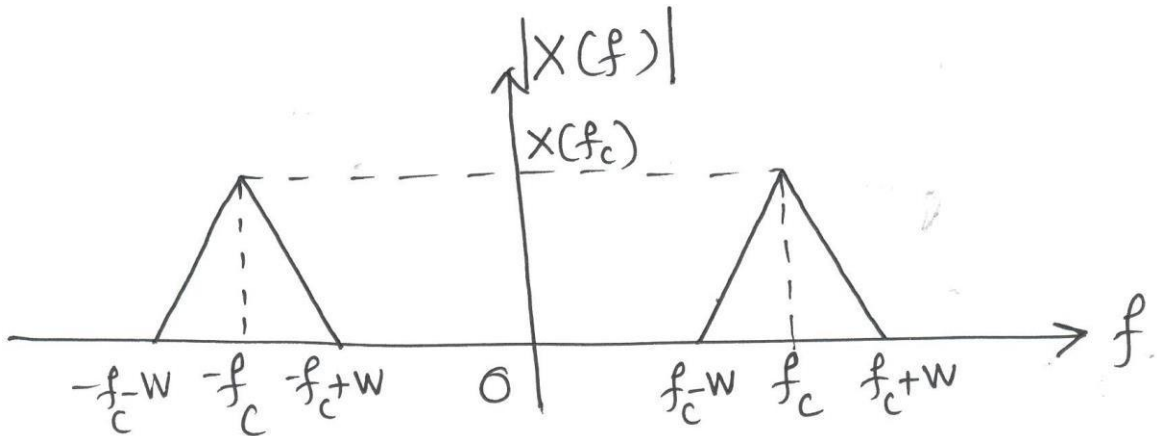
b Determine the Hilbert transform of the signal  $x(t)$  given by

$$x(t) = \begin{cases} 1 & \text{for } -\frac{T}{2} \leq t \leq \frac{T}{2} \\ 0 & \text{otherwise} \end{cases}$$

$$\begin{aligned} \hat{x}(t) &= x(t) * h(t) \\ &= \int_{-\frac{T}{2}}^{\frac{T}{2}} \frac{1}{\pi(t-r)} dr \\ &= -\frac{1}{\pi} \ln\{t-r\} \Big|_{-\frac{T}{2}}^{\frac{T}{2}} \\ &= -\frac{1}{\pi} \ln\left(\frac{t-\frac{T}{2}}{t+\frac{T}{2}}\right) \end{aligned}$$

3 Discuss pre-envelope and complex envelope of bandpass signals with relevant equations. Plot the spectra of a bandpass signal, its pre-envelope and complex envelope.

Let  $x(t)$  be a bandpass signal.

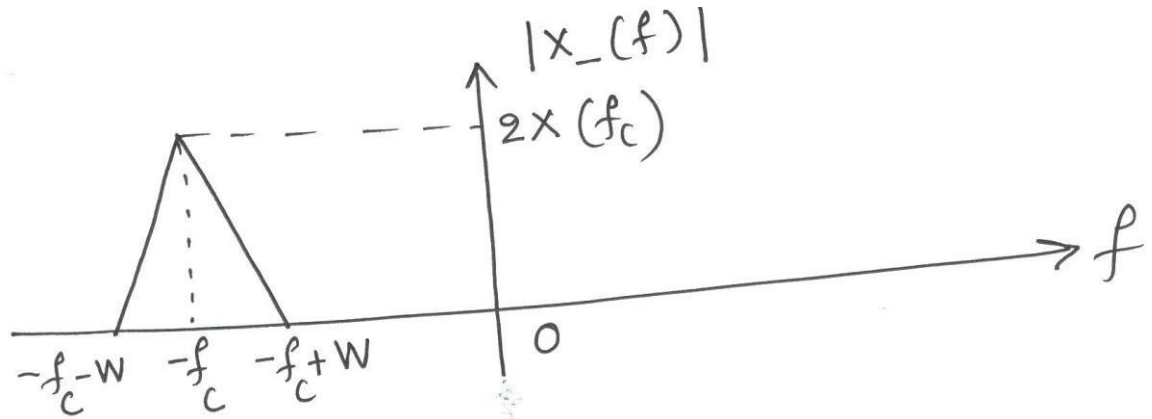
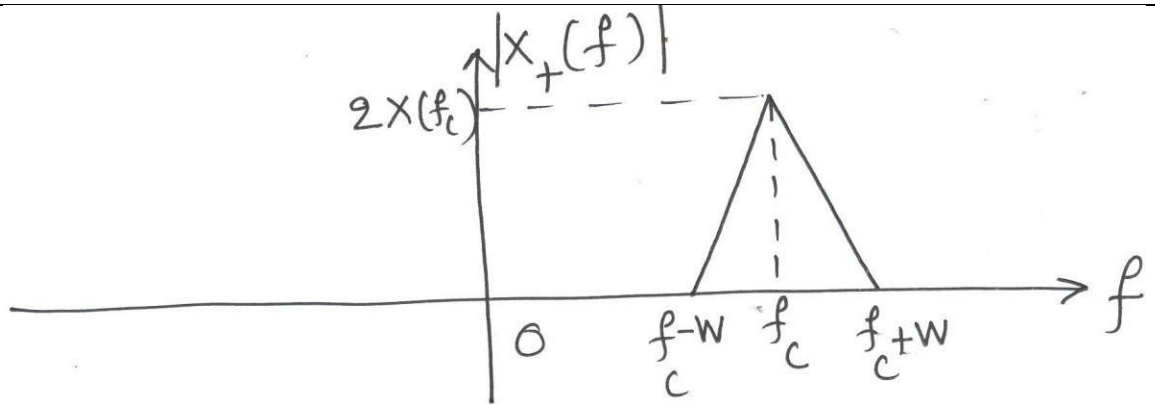


$$x_+(t) = x(t) + j\hat{x}(t)$$

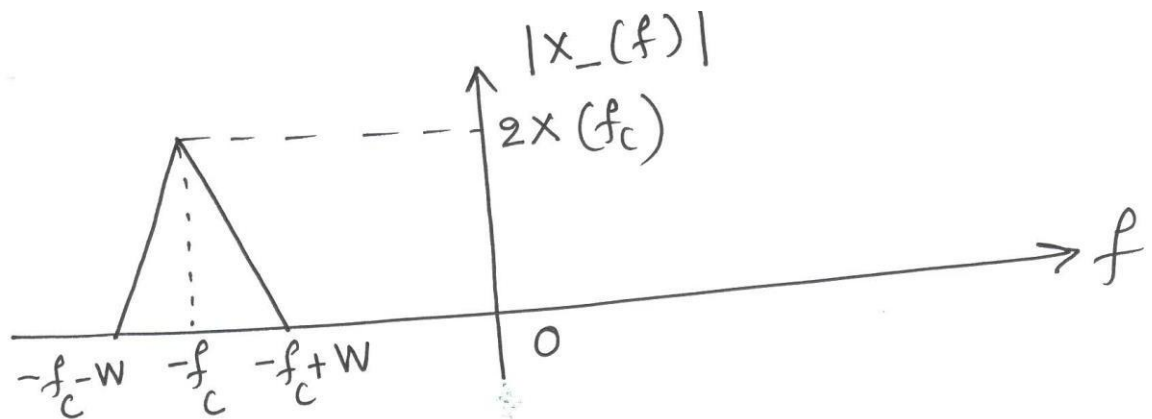
$$x_-(t) = x(t) - j\hat{x}(t)$$

4

10



$$\tilde{x}(t) = x_+(t)e^{-j2\pi f_c t}$$

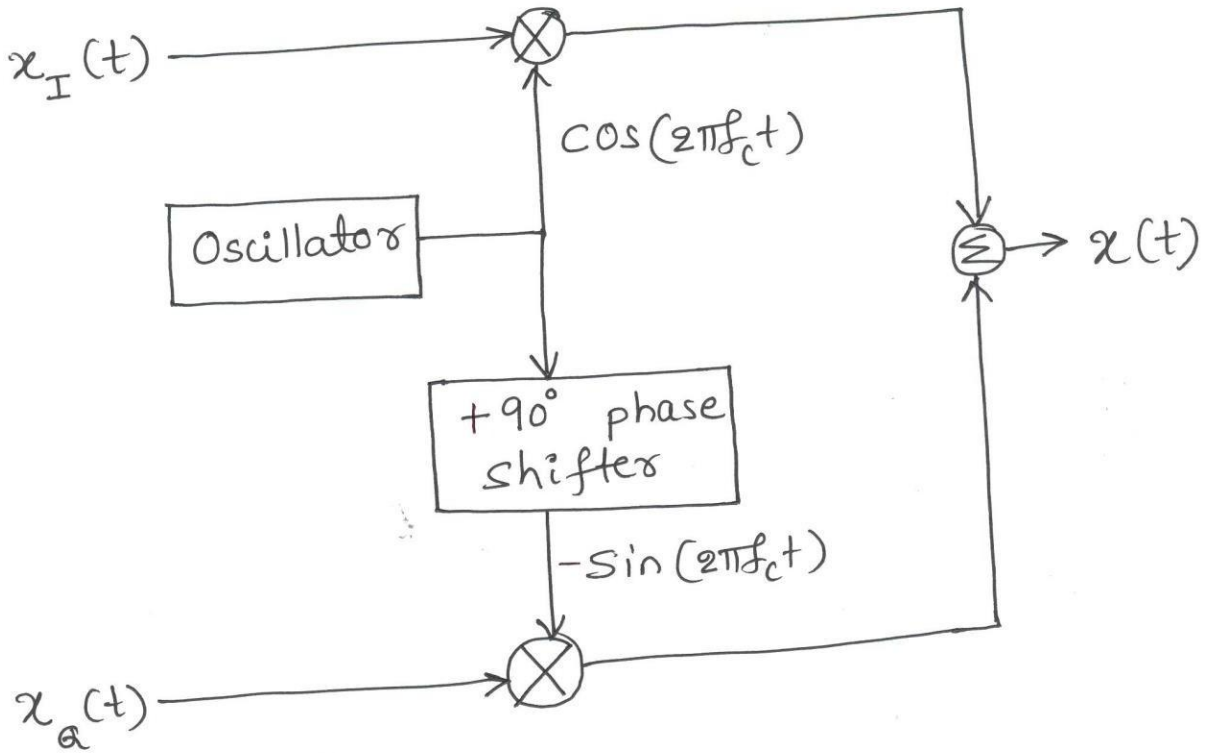
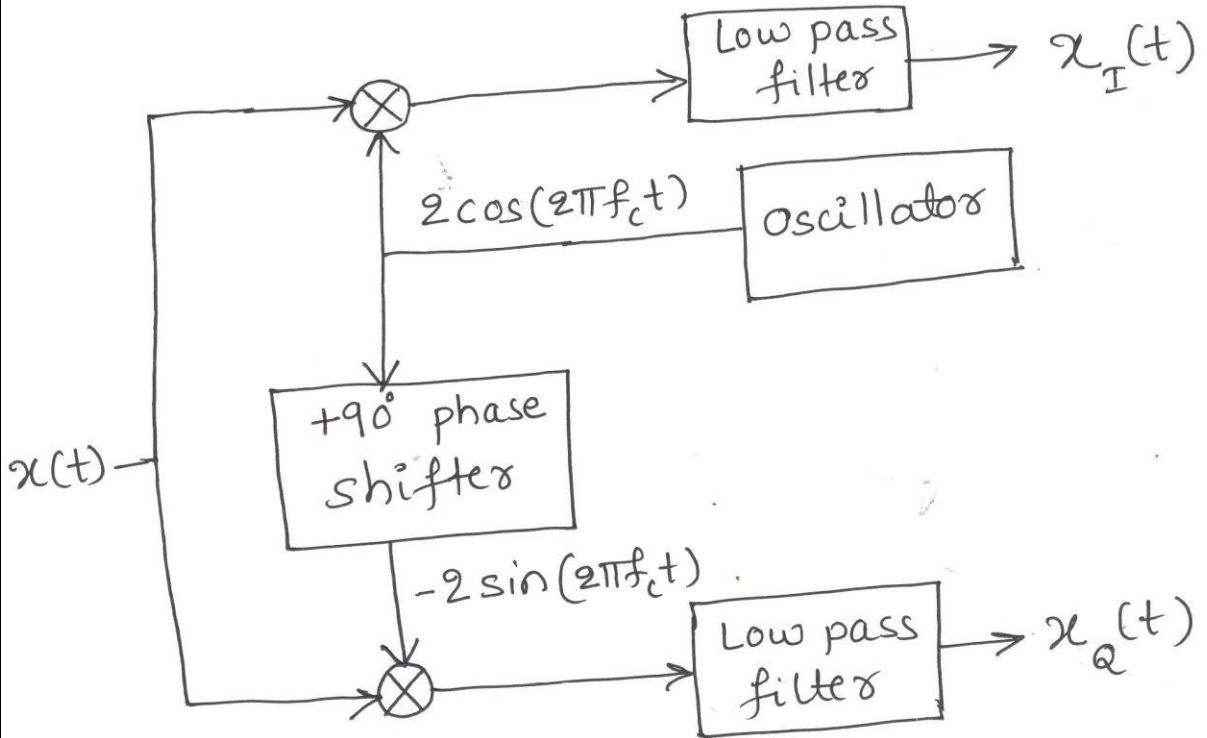


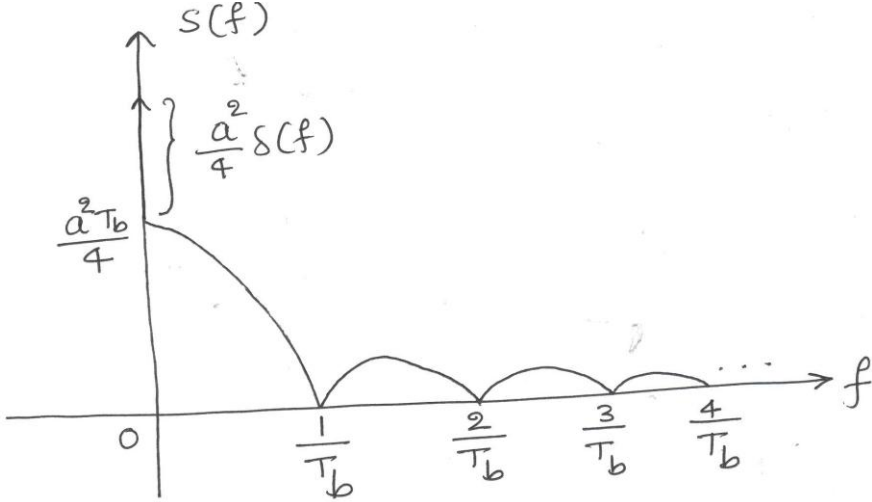
4

Derive an expression for the canonical representation of bandpass signals. Obtain a scheme for extracting in-phase and quadrature components of bandpass signals. Draw the corresponding block diagram.

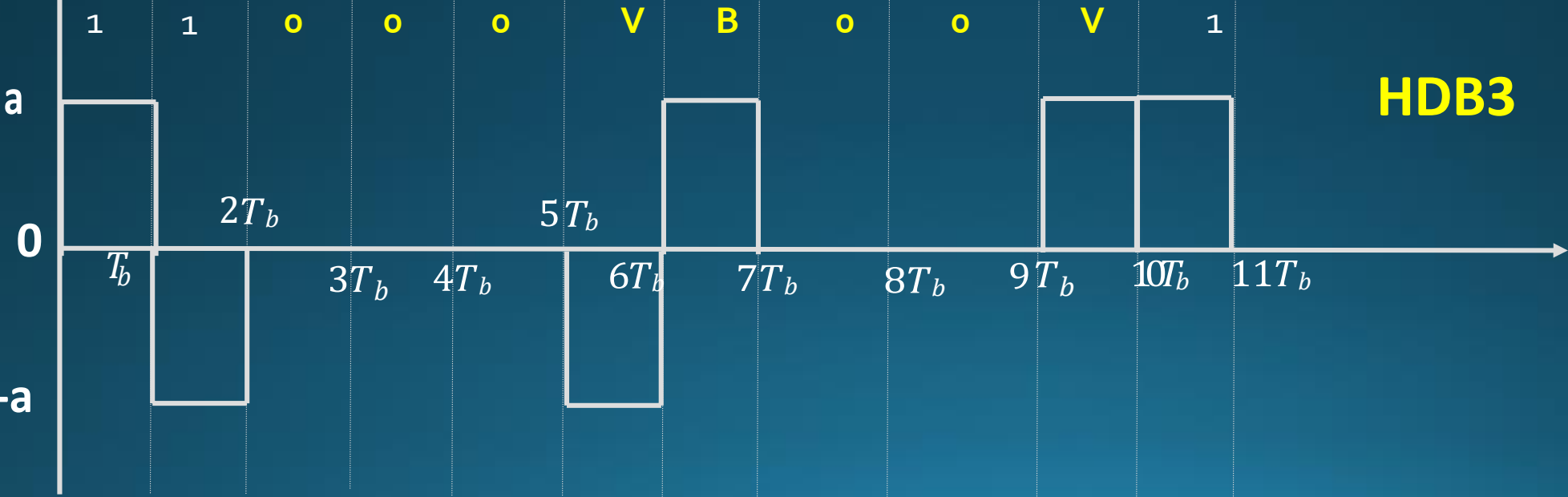
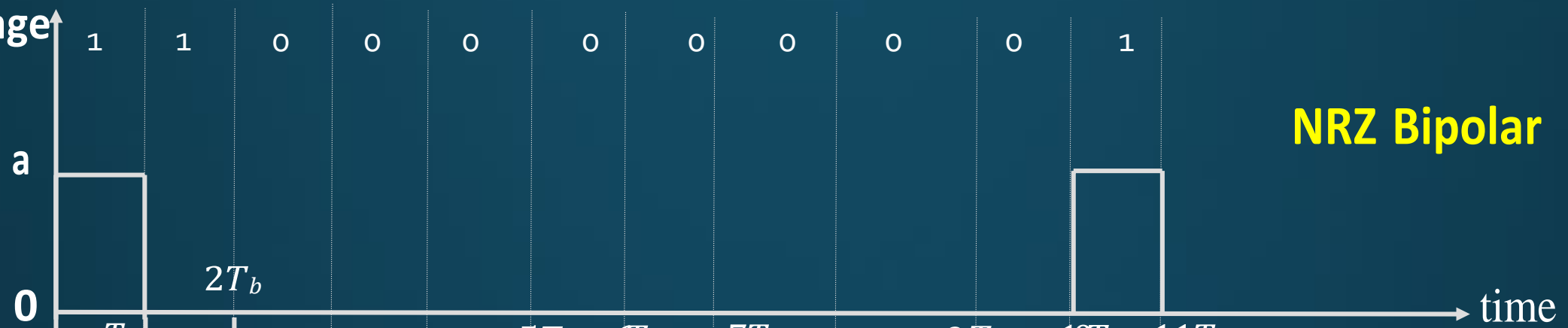
10

$$x(t) = x_i(t) \cos(2\pi f_c t) - x_q(t) \sin(2\pi f_c t)$$



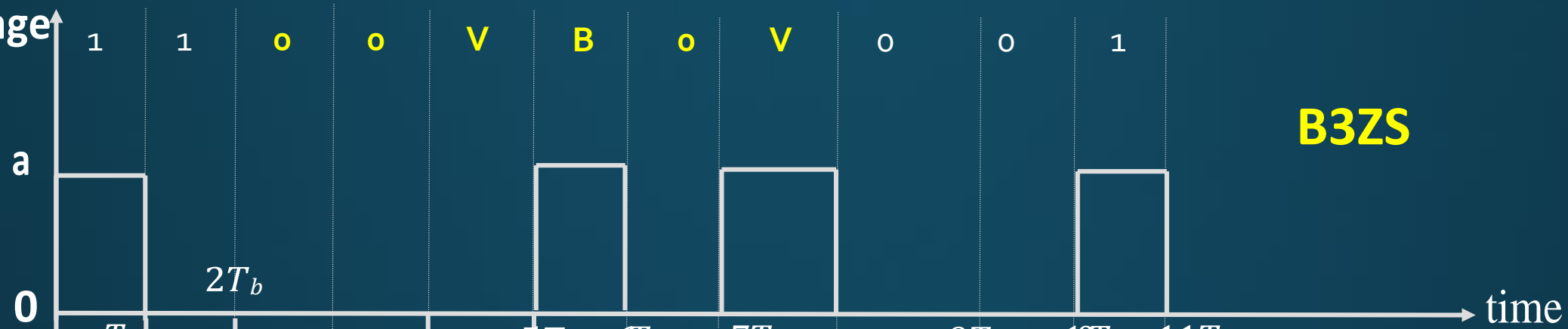
6		Derive an expression for the power spectral density of NRZ unipolar signals.	10
		$V(f) = T_b \text{sinc}(fT_b)$ $R_A(n) = \begin{cases} \frac{a^2}{2} & \text{for } n = 0 \\ \frac{a^2}{4} & \text{otherwise} \end{cases}$ $S(f) = \frac{1}{T_b}  V(f) ^2 \sum_{n=-\infty}^{\infty} R_A(n) e^{-j2\pi n f T_b}$ $= \frac{a^2}{4} T_b \text{sinc}^2(fT_b) + \frac{a^2}{4} \delta(f)$ 	
5	a	Sketch the waveforms for the binary sequence "11001100" using the following line coding schemes. i) NRZ Polar ii) RZ Bipolar iii) Manchester ii) NRZ Unipolar	4
	b	Sketch the waveforms for the binary sequence "110000000011" using the following line coding schemes. i) HDB3 ii) B3ZS iii) B6ZS	6

Voltage





Voltage



**B3ZS**



**B6ZS**