

USN

--	--	--	--	--	--	--	--	--	--

10CV751

Seventh Semester B.E. Degree Examination, Dec.2017/Jan.2018

Matrix Methods of Structural Analysis

Time: 3 hrs.

Max. Marks:100

Note: Answer any FIVE full questions, selecting at least TWO questions from each part.

PART - A

- 1 a. Distinguish flexibility from stiffness method. (04 Marks)
 b. Explain briefly principle of contragradience. (04 Marks)
 c. Prove that the product of flexibility and stiffness matrices is a unit matrix. (04 Marks)
 d. Explain axial, bending and rotational flexibility coefficients with example. (08 Marks)
- 2 Analyze the continuous beam shown in Fig.Q2 by flexibility method. Also draw the BMD. (20 Marks)



Fig.Q2

(20 Marks)

- 3 Using force transformation matrix, analyze the frame shown in Fig.Q3. Draw BMD. (20 Marks)

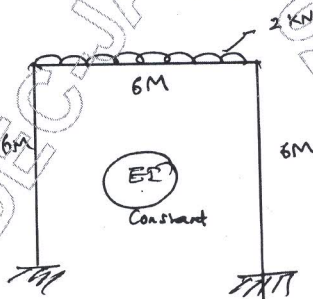


Fig.Q3

(20 Marks)

- 4 Developing element flexibility matrix, determine element forces for the truss shown in Fig.Q4. AE is constant for all members. (20 Marks)

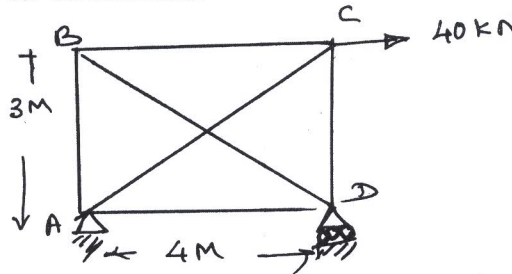


Fig.Q4

(20 Marks)

Important Note : 1. On completing your answers, compulsorily draw diagonal cross lines on the remaining blank pages.
 2. Any revealing of identification, appeal to evaluator and /or equations written eg. 42+8 = 50, will be treated as malpractice.

PART - B

- 5 a. Mention the properties of stiffness matrix (any four only). (04 Marks)
 b. Analyze the truss shown in Fig.Q5(b) by stiffness method.
 "A" = hinge support, "D" = Roller support

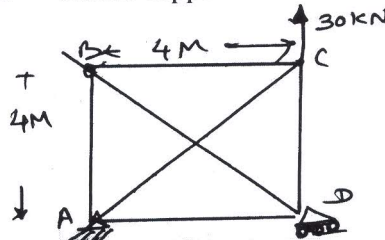


Fig.Q5(b)

(16 Marks)

- 6 Analyze the beam shown in Fig.Q6 by stiffness method. Generate transformation matrix, system stiffness matrix, system deformation for the same.

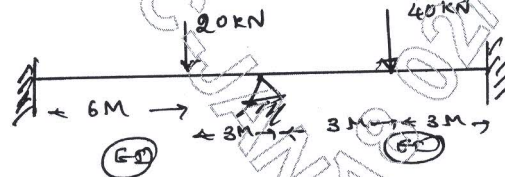


Fig.Q6

(20 Marks)

- 7 Write short notes on:
 a. Direct stiffness method
 b. Transformation of member fine matrix
 c. System stiffness matrix
 d. Static and kinematic indeterminacy. (20 Marks)

- 8 Analyze the frame shown in Fig.Q8 by direct stiffness method. Assume $E = 200 \text{ GPa}$, $I_{zz} = 1.33 \times 10^{-5} \text{ m}^4$, $A = 0.01 \text{ m}^2$. Flexural rigidity and axial rigidity are same for all members.

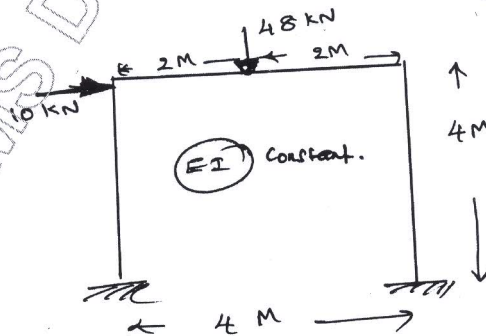


Fig.Q8

(20 Marks)
